



Industrial Tools



E-LIT SERIES

Battery
Tool Range

Mobility
Ergonomics
Reporting

More Than Productivity

E-LIT : Optimize Your Performance



SPEED SETTING

For ELS and ELC models

CHARACTERISTICS



1. Visual feedback with LED'S

- OK / NOK visual and sound report
- Rehit protection
- Battery charge level
- Low battery shut off



2. High sensitive clutch

- Exceptional accuracy
- Fast shut-off for no reaction force



3. Non contact trigger

- Maintenance free
- Soft and easy touch



4. Reverse button

- One touch reverse
- Left-hand or right-hand operation



5. Ergonomic handle

- Avoid Repetitive Strength Injuries
- Perfectly balanced grip design
- Rebalancing possibility with the two battery positions



6. Brushless motors

- Quiet
- Maintenance free



7. Dual battery position

- Optimized access in tight areas
- Operator confort in over head application



8. Lithium-ion technology

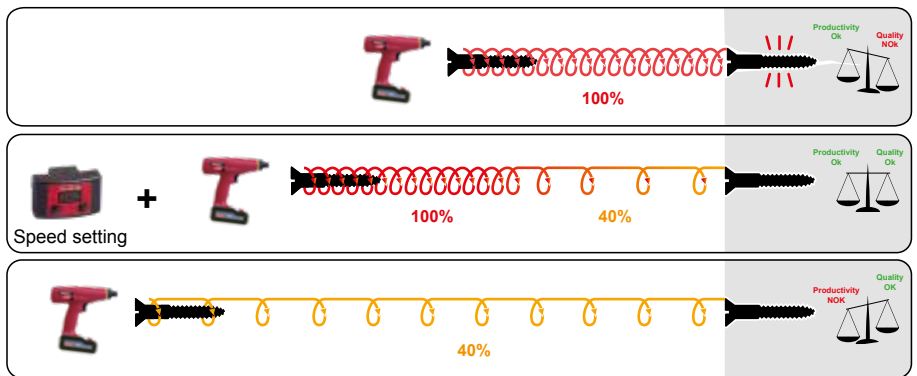
- No memory effect
- Best power / weight ratio



Everything needed to optimize your assembly process

Guarantee quality and keep high productivity

- Decrease final speed to ensure tightening quality
- Avoid quality defects in your final product
- Decrease starting speed to facilitate bolt engagement



Two speed setting easily controlled by external module

- Total counter display
- OK counter display
- Run down speed
- Final speed
- Turn counter

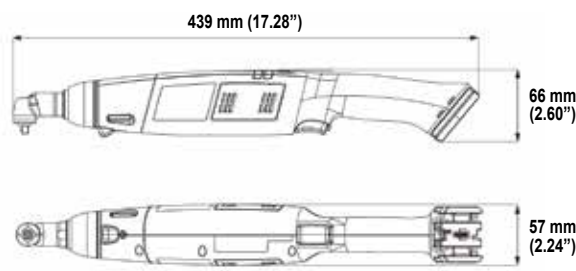
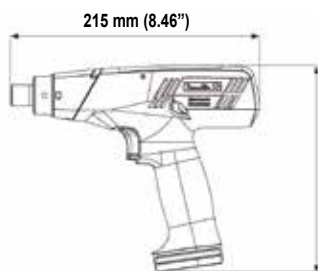
E-LIT CONFIG software

Manage your E-LIT tools

- Save your E-LIT tool setting
- Use your own tool ID
- Upload saved setting on new tools
- Go further on the setting possibility



Accessories



OPTIONAL ACCESSORIES



ITEM		PISTOL	ANGLE HEAD 18V	ANGLE HEAD 36V	ELC -W TOOLS	PART NO.
Battery type						
1	Li-ion battery pack 18V 2.5 Ah - 0.46 kg (1,01lb)	✓	✓		✓	615 813 266 0
2	Li-ion battery pack 36V 2.5 Ah - 0.77 kg (1,70lb)	✓		✓	✓	615 813 267 0
Chargers						
3	Charger Universal 18 / 36V	✓	✓	✓	✓	615 813 270 0
	• Power Cord C13-C14 L=0.3m (daisy chain cable)	✓	✓	✓	✓	615 813 383 0
Protective covers - Tools						
4	For Pistol - Clear	✓			✓	615 396 870 0
4	For Pistol - Black	✓			✓	615 211 030 0
4	For Pistol - Blue	✓			✓	615 211 031 0
4	For Pistol - Red	✓			✓	615 211 032 0
4	For Pistol - Grey	✓			✓	615 211 033 0
4	For Body angle head - Black		✓	✓	✓	615 211 004 0
4	For Body angle head - Blue		✓	✓	✓	615 211 025 0
4	For Body angle head - Red		✓	✓	✓	615 211 026 0
4	For Body angle head - Grey		✓	✓	✓	615 211 027 0
5	For Angle < 15Nm - Black		✓		✓	615 397 672 0
5	For Angle 30Nm - Black			✓	✓	615 573 214 0
5	For Angle 45Nm - Black			✓	✓	615 573 215 0
5	For Angle 60Nm - Black			✓	✓	615 211 005 0
Protective covers - Battery						
6	For Battery 18V 2.5Ah - Clear	✓	✓		✓	615 211 136 0
6	For Battery 18V 2.5Ah - Black	✓	✓		✓	615 211 137 0
6	For Battery 18V 2.5Ah - Red	✓	✓		✓	615 211 138 0
6	For Battery 18V 2.5Ah - Grey	✓	✓		✓	615 211 139 0
6	For Battery 36V 2.5Ah - Clear	✓	✓	✓	✓	615 211 140 0
6	For Battery 36V 2.5Ah - Black	✓	✓	✓	✓	615 211 141 0
6	For Battery 36V 2.5Ah - Red	✓	✓	✓	✓	615 211 142 0
6	For Battery 36V 2.5Ah - Grey	✓	✓	✓	✓	615 211 143 0
Miscellaneous						
	• Kit Overmould Presto (x10 pcs)					615 211 057 5
7	Speed Setting Module (ELS/ELC version)	✓	✓	✓	✓	615 396 829 0
8	Side handle - Pistol	✓			✓	615 396 757 0
9	Suspension bail - Pistol	✓			✓	443 703
10	Kit colour rings - Pistol (7 colors: white, yellow, orange, green, blue, purple, grey)	✓			✓	615 396 742 5
10	Kit colour rings - Angle tools (8 colors: white, yellow, orange, green, blue, purple, grey, black)		✓	✓	✓	615 970 114 5
11	Kit Nose Crowfoot	✓			✓	615 810 695 0
12	eDOCK + Battery data interface	✓	✓	✓	✓	615 813 400 0
	• E-LIT CONFIG software	✓	✓	✓	✓	-
	• CVI CONFIG software				✓	-
Desoutter Tool Holsters						
13	DTH-42	✓			✓	107892
14	DTH-90	✓			✓	615 812 119 0
15	DTH TWIN (single) without rail		✓	✓	✓	615 811 411 0
16	DTH TWIN rail kit with 2 Twin holders		✓	✓	✓	615 811 412 5
17	DTH TWIN stand kit with 2 Twin holders		✓	✓	✓	615 811 413 5

E-LIT Series

0.4 to 60 Nm (3.5 to 530 in.lb) - 50 to 1550 rpm



PIC REF	MODEL	PART NUMBER	TORQUE RANGE		ROTATIONAL SPEED	OUTPUT DRIVE	WEIGHT WITHOUT BATTERY		VOLTAGE
			Nm	in. lb			kg	lb	

E-LIT PLUS - ELECTRONIC BRUSHLESS MOTOR

A	ELB 2.5-1250-P	615 165 415 0	0.4-2.5	3.5-22	1250	Hex. 1/4 F	0.8	1.76	18
A	ELB 6-900-P	615 165 416 0	0.8-6	7.1-53	900	Hex. 1/4 F	0.8	1.76	18
A	ELB 6-670-P	615 165 440 0	0.8-6	7.1-53	670	Hex. 1/4 F	0.8	1.76	18
A	ELB 8-670-P	615 165 417 0	1.5-8	13.3-70	670	Hex. 1/4 F	0.8	1.76	18
A	ELB 12-600-P	615 165 418 0	3-12	26.5-106	570	Hex. 1/4 F	0.8	1.76	18

E-LIT PREMIUM - ELECTRONIC BRUSHLESS SPEED SETTING

A	ELS 2.5-1550-P	615 165 419 0	0.4-2.5	3.5-22	500-1550	Hex. 1/4 F	0.8	1.76	18
A	ELS 6-1000-P	615 165 420 0	0.8-6	7.1-53	300-1000	Hex. 1/4 F	0.8	1.76	18
A	ELS 8-400-P	615 165 605 0	1.5-8	13.3-70	120-400	Hex. 1/4 F	0.8	1.76	18
A	ELS 8-800-P	615 165 421 0	1.5-8	13.3-70	300-765	Hex. 1/4 F	0.8	1.76	18
A	ELS 8-400-P4S	615 165 825 0	1.5-8	13.3-70	120-400	Sq. 1/4	0.8	1.76	18
A	ELS 12-600-P	615 165 422 0	3-12	26.5-106	250-570	Hex. 1/4 F	0.8	1.76	18
A	ELS 12-400-P4S	615 165 826 0	3-12	26.5-106	120-400	Sq. 1/4	0.8	1.76	18
B	ELS 7-360-A4S	615 165 725 0	1.5-7	13.3-62	120-360	Sq. 1/4	1.2	2.6	18
B	ELS 7-880-A	615 165 628 0	1.5-7	13.3-62	400-880	Hex. 1/4 F	1.2	2.6	18
B	ELS 7-880-A10S	615 165 888 0	1.5-7	13.3-62	400-880	Sq. 3/8	1.2	2.6	18
B	ELS 15-480-A	615 165 629 0	5-15	44.2-133	200-480	Sq. 3/8	1.2	2.6	18
B	ELS 15-480-A4S	615 165 839 0	5-15	44.2-133	200-480	Sq. 1/4	1.2	2.6	18
C	ELS 30-300-A	615 165 630 0	10-30	88.5-265	100-300	Sq. 3/8	1.5	3.3	36
C	ELS 45-180-A	615 165 631 0	20-45	177-398	50-180	Sq. 3/8	1.5	3.3	36
D	ELS 60-160-A	615 165 632 0	25-60	220-530	50-160	Sq. 1/2	1.97	4.33	36

E-LIT WIRELESS - COMMUNICATION

A	ELC 6-1000-P-W	615 166 100 0	0.8-6	7.1-53	300-1000	Hex. 1/4 F	0.9	1.76	18
A	ELC 8-400-P-W	615 166 101 0	1.5-8	13.3-70	120-400	Hex. 1/4 F	0.9	1.76	18
A	ELC 8-800-P-W	615 166 102 0	1.5-8	13.3-70	300-765	Hex. 1/4 F	0.9	1.76	18
A	ELC 12-600-P-W	615 166 103 0	3-12	26.5-106	250-570	Hex. 1/4 F	0.9	1.76	18
B	ELC7-360-A4S-W	615 166 104 0	3-7	13.3-62	120-360	Sq. 1/4	1.2	2.6	18
B	ELC7-880-A-W	615 166 105 0	3-7	13.3-62	400-880	Hex. 1/4 F	1.2	2.6	18
B	ELC15-480-A-W	615 166 106 0	5-15	44.2-133	200-480	Sq. 3/8	1.2	2.6	18
C	ELC30-300-A-W	615 166 107 0	10-30	88.5-265	100-300	Sq. 3/8	1.5	3.3	36
C	ELC45-180-A-W	615 166 108 0	20-45	177-398	50-180	Sq. 3/8	1.5	3.3	36
D	ELC60-160-A-W	615 166 109 0	25-60	220-530	50-160	Sq. 1/2	2	4.3	36

Battery not included in standard offering

More Than Productivity



www.desouttertools.com

English
© Copyright 2022
March 2022 - Issue 1