

Desoutter



ERP

Electric High Torque Pistols

*Accurate
Highly Productive
Ergonomic
Robust*

More Than Productivity

Industrial Tools



ERP

Electric Transducerized High Torque Pistols

Focus



1. Direction selector

2. Configurable HMI

3. 90° cable connector

4. Cooling fan

5. Soft grip handle



Check out your nearest contact at www.desouttertools.com



MATCHING YOUR NEEDS

A hand-held solution for your quality and safety critical structural joints.
ERP is a Torque Controlled tool, highly productive and offering accurate tightenings in either 1st assembly or re-assembly conditions.



6. Front splines for reaction bars

7. Suspension bail (option)

8. 360° Swivel

9. Transducer

10. Soft PVC Protection Cover



Farm equipment



Trucks and buses

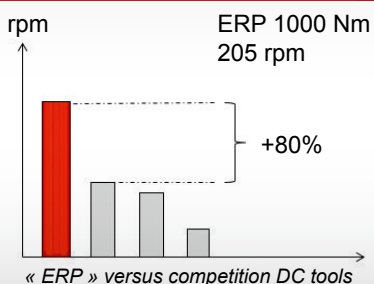


Construction equipment



Key points

PRODUCTIVITY



TOP CABLE & FRONT LIGHT



CONFIGURABLE HMI & REVERSE



Controller CVI3



Complete Loop



PIC REF	MODEL	PART NUMBER	CONSUMPTION (CURRENT)		MAIN SUPPLY	WIDTH		HEIGHT		DEPTH		WEIGHT	
			115V	220V		mm	in.	mm	in.	mm	in.	kg	lb.
A	CVI3 Vision	615 932 691 0	4A	2A	Single-phase	175	6.9	361	14.2	310	12.2	9.3	20.5
B	TWINCVI3	615 932 697 0	8A	4A	Single-phase	265	10.4	361	14.2	310	12.2	15	33.1
C	CVI3 Function	615 932 690 0	4A	2A	Single-phase	175	6.9	361	14.2	310	12.2	9.3	20.5

CVIMONITOR included with controller: License free remote software for realtime monitoring of results, curves, I/O status, Fieldbus diagnostic, calibration & maintenance indicators.
 * ERP High Torque can be used on TWINCVI3 in Asynchronous mode.

POWER CORD

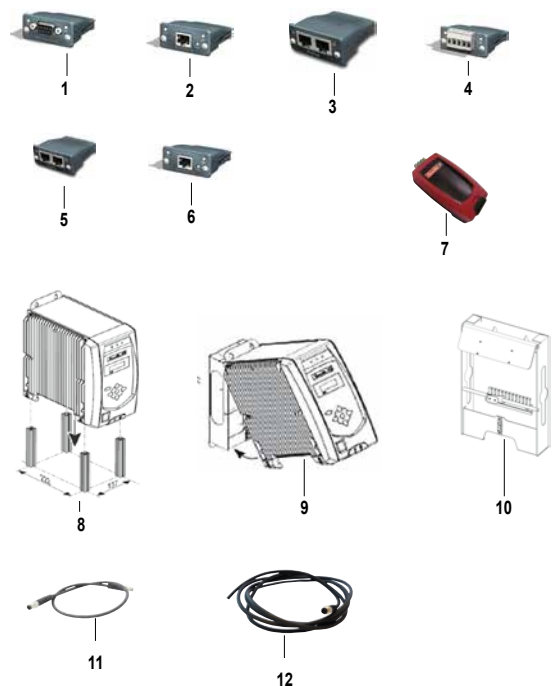
to be ordered with the controller

PLUG	DESCRIPTION	PART NO.
A	European	615 917 069 0
B	US NEMA 5-15	615 917 060 0
C	US NEMA 5-20	615 917 063 0
D	UK	615 917 070 0
E	Chinese	615 917 061 0



OPTIONAL ACCESSORIES

ITEM		PART NO.
Fieldbus modules		
1	Profibus module	615 927 595 0
2	ProfiNet module (1 port)	615 927 596 0
3	ProfiNet module (2 ports)	615 927 597 0
3	ProfiNet IRT module (2 ports)	615 927 070 0
4	DeviceNet module	615 927 599 0
4	CC-Link module	615 927 598 0
5	EtherNet IP module	615 927 594 0
6	Modbus TCP module	615 927 615 0
ePOD		
7	ePOD1	615 936 075 0
7	ePOD2	615 936 076 0
7	ePOD3	615 936 077 0
7	ePOD2C	615 936 311 0
7	ePOD3C	615 936 318 0
7	ePOD4C	615 936 312 0
Others Accessories		
8	Table mounting	615 397 399 5
9	Wall mounting CVI3 Function/Vision	615 397 631 5
10	Wall mounting TWINCVI3	615 811 897 0
11	Cable with 2 M8 male plugs - 0.5m (1.64ft)	615 917 626 0
	Cable with 2 M8 male plugs - 1m (3.28ft)	615 917 633 0
	Cable with 2 M8 male plugs - 2m (6.56ft)	615 917 634 0
12	Cable with 1 M8 male plugs - 5m (16.40ft)	615 917 635 0



Electric transducerized High Torque - CVI3

75 to 1700 Nm (55 to 376 ft.lb) - 85 to 822 rpm

The transducerized nutrunners range ERP is dedicated to high torque structural assemblies requiring accuracy and traceability



A



B



C

ERS / ERPHT Adaptor necessary

PIC REF	MODEL	PART NUMBER	OUTPUT DRIVE	TORQUE RANGE				MAX RUNDOWN TORQUE	SPEED	GEARBOX DIAMETER		LENGTH		WEIGHT		SPLINE
				MIN.	MAX.	MIN.	MAX.			mm	in.	mm	in.	kg	lb	
A	ERP250	615 165 883 0	3/4	75	250	55	184	18	822	54	2.13	355	13.9	5.1	11.2	3
B	ERP500	615 165 884 0	3/4	150	500	110	368	37	347	67	2.64	390	15.3	5.8	12.8	4
C	ERP750	615 165 885 0	1	225	750	165	553	56	245	67	2.64	410	16.1	6.2	13.7	5
C	ERP1000	615 165 886 0	1	300	1000	221	737	75	205	67	2.64	420	16.5	6.4	14.1	5
•	ERP1700	615 165 887 0	1	510	1700	376	1253	127	85	84	3.31	455	17.9	8.3	18.3	9

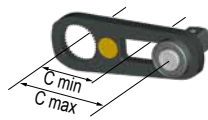
Accessories

OPTIONAL ACCESSORIES



REACTION BARS	SPLINE	1 STRAIGHT	2 S-TYPE	3 L TYPE ALUMINIUM	4 SQUARE	5 SLIDING DRIVE	6 SLIDING DRIVE EX- TENDED C-C	7 SUSPENSION BAIL	8 SIDE HANDLE
ERP250	3	615 812 097 5	615 812 068 5	615 812 072 5	615 812 057 5	615 812 113 5	N/A	615 812 123 0	615 576 085 0
ERP500	4	615 812 054 5	615 812 069 5	615 812 073 5	615 812 058 5	615 812 062 5	615 812 063 5	615 812 123 0	615 576 085 0
ERP750 / ERP1000	5	615 812 055 5	615 812 070 5	N/A	615 812 059 5	615 812 064 5	615 812 065 5	615 812 123 0	615 576 085 0
ERP1700	9	615 812 056 5	615 812 071 5	N/A	615 812 060 5	615 812 066 5	615 812 067 5	615 812 123 0	615 576 085 0

NUTRUNNER CABLE	PART NO.
Tool cable 3m (9.8ft)	615 917 461 0
Tool cable 5m (16ft)	615 917 462 0
Tool cable 10m (32.8ft)	615 917 464 0
Tool cable 15m (49.2ft)	615 917 465 0



Sliding drive C-C

PART NO.	C MIN mm (in.)	C MAX mm (in.)
615 812 113 5	70 (2.76)	120 (4.72)
615 812 062 5	76 (3)	126 (4.96)
615 812 063 5	82 (3.23)	218 (8.58)
615 812 064 5	80 (3.15)	125 (4.92)
615 812 065 5	82 (3.23)	218 (8.58)
615 812 066 5	80 (3.15)	130 (5.11)
615 812 067 5	80 (3.15)	280 (11.0)

ADAPTOR	PART NO.
ERS-ERPHT Adaptor	615 936 537 0



Indicative weight for suspension (Tool + bar + suspension ring + std socket weight) - kg (lb)

ERP250	7,0 (15,4)	6,2 (13,7)	6,5 (14,3)	6,2 (13,7)	6,7 (14,8)	N/A
ERP500	9,1 (20,1)	7,1 (15,7)	7,0 (15,4)	7,3 (16,1)	7,7 (17,0)	8,0 (17,6)
ERP750	11,4 (25,0)	8,0 (17,5)	N/A	8,2 (18,0)	8,8 (19,3)	9,2 (20,2)
ERP1000	11,6 (25,5)	8,2 (18,0)	N/A	8,4 (18,4)	9,0 (19,7)	9,4 (20,6)
ERP1700	16,4 (36,2)	11,3 (24,9)	N/A	11,1 (24,5)	11,9 (26,2)	13,1 (28,9)

PART NUMBER	DESCRIPTION	NET WEIGHT	
		kg	lbs
615 812 097 5	REACTION BAR STRAIGHT SPLINE 3	1,2	2,6
615 812 054 5	REACTION BAR STRAIGHT SPLINE 4	2,6	5,7
615 812 055 5	REACTION BAR STRAIGHT SPLINE 5	4,0	8,8
615 812 056 5	REACTION BAR STRAIGHT SPLINE 9	6,8	15,0
615 812 057 5	REACTION BAR SQUARE SPLINE 3	0,4	0,9
615 812 058 5	REACTION BAR SQUARE SPLINE 4	0,8	1,8
615 812 059 5	REACTION BAR SQUARE SPLINE 5	0,8	1,8
615 812 060 5	REACTION BAR SQUARE SPLINE 9	1,5	3,3
615 812 113 5	REACTION BAR SLIDING DRIVE SPLINE 3	0,9	2,0
615 812 062 5	REACTION BAR SLIDING DRIVE SPLINE 4	1,2	2,6
615 812 064 5	REACTION BAR SLIDING DRIVE SPLINE 5	1,4	3,1
615 812 066 5	REACTION BAR SLIDING DRIVE SPLINE 9	2,3	5,1
615 812 063 5	REACTION BAR SLIDING DRIVE SPLINE 4 EXT	1,5	3,3
615 812 065 5	REACTION BAR SLIDING DRIVE SPLINE 5 EXT	1,8	4,0
615 812 067 5	REACTION BAR SLIDING DRIVE SPLINE 9 EXT	3,5	7,7
615 812 068 5	REACTION BAR S-TYPE SPLINE 3	0,4	0,9
615 812 069 5	REACTION BAR S-TYPE SPLINE 4	0,6	1,3
615 812 070 5	REACTION BAR S-TYPE SPLINE 5	0,6	1,3
615 812 071 5	REACTION BAR S-TYPE SPLINE 9	1,7	3,7
615 812 072 5	REACTION BAR L-TYPE ALUMINIUM SPLINE 3	0,7	1,5
615 812 073 5	REACTION BAR L-TYPE ALUMINIUM SPLINE 4	0,5	1,1
615 812 074 5	REACTION BAR SLIDING DRIVE SPLINE 5 EXT	3,7	8,2
615 812 075 5	REACTION BAR SLIDING DRIVE SPLINE 5 EXT TUBE	4,7	10,4
615 812 123 0	SUSPENSION RING ERPHT	0,3	0,7

Software

cvi
CONFIG

cvi
MONITOR

cvi
ANALYZER

- Organize stations
- Program cycles
- Program sequence
- Stations backups
- View results and curves



cvi
NET WEB

for traceability

- Real Time results & curves
- Data storage in SQL, oracle or MySQL sever
- Automatic uploading of data from controller
- Statistical analysis and documentation (control charts, pareto, cm / cmk)
- Report printing
- Printing all tightenings related to an equipment identified by barcode scan



More Than Productivity